

FEATURES

	pickup			Single Cab chassis	Space Cab chassis	Crew Cab chassis
	4x2	4x2	4x2			
	LX	LT	LTZ			
ENGINE AND TRANSMISSION						
2.8L 4-cylinder Duramax 2 Diesel	●	●	●	●	●	●
6-speed manual transmission	●	●	●	●	●	●
6-speed automatic transmission with active select		○	○			○
Limited Slip Differential (LSD)	●	●	●	●	●	●
Engine sump guard	●	●	●	●	●	●
SAFETY AND HANDLING						
Front airbags for driver and front passenger	●	●	●	●	●	●
Front seat Side Impact Airbags (SIAB)	●	●	●		●	●
Full length side curtain airbags	●	●	●	●	●	●
Front disc brakes	●	●	●	●	●	●
High ride height	●	●	●	●	●	●
Independent double wishbone, coil spring front suspension	●	●	●	●	●	●
Leaf spring rear suspension	●	●	●	●	●	●
Electronic Stability Control (ESC) incorporating:	●	●	●	●	●	●
– Anti-lock Braking System (ABS)						
– Electronic Brakeforce Distribution (EBD)						
– Traction Control System (TCS)						
– Hill Start Assist (HSA)						
– Trailer Sway Control (TSC)						
Descent Control System (DCS)	●	●	●		●	●
Guard frame window protector	●	●				●
Power steering	●	●	●	●	●	●
Front seatbelt pretensioners with load limiters	●	●	●	●	●	●
Front seatbelt sash height adjust	●	●	●	●	●	●
Rear 3-point lap sash seatbelts	●	●	●	●	●	●
Front centre lap seatbelt				●		
Driver seatbelt warning lamp and tone				●	●	●
Driver and front passenger seatbelt warning lamp and tone	●	●	●			●
Rear seat child restraint anchor points (3)	●	●	●			●
ISOFIX child restraint anchor point	●	●	●			●
SECURITY						
Alarm	●	●	●	●	●	●
Remote keyless entry	●	●	●	●	●	●
Tailgate lock	●	●	●		●	●
Engine immobiliser	●	●	●	●	●	●
Flip keys (2)	●	●	●	●	●	●
WHEELS						
16" x 6.5" steel wheels 245/70R16 111S tyres (4)	●			●	●	●
16" x 6.5" alloy wheels 245/70R16 111S tyres (4)		●				●
17" x 7" alloy wheel 255/65R17 110S tyres (4)			●		●	●
16" x 6.5" steel spare wheel 245/70R16 111S tyre	●			●	●	
16" x 6.5" alloy spare wheel 245/70R16 111S tyre		●				●
17" x 7" alloy spare wheel 255/65R17 110S tyre			●			●
EXTERIOR						
Automatic off headlights	●	●	●	●	●	●
Halogen headlights	●	●		●	●	●
Halogen projector headlights, manual levelling			●		●	●
Front fog lamps with chrome surround		●	●		●	●
Tow hook – front (2)	●	●	●	●	●	●
Front mudflaps				●	●	
Front and rear mudflaps	●	●	●		●	●
Black exterior door handles				●		

● Standard ○ Optional

* Maximum figures as per ECE regulations

+ Requires compatible iOS device

BringGo Navigation app must be purchased separately

^ Where compatible. See www.holden.co.nz for a list of compatible devices

~ Vehicle must be stationary

EXTERIOR CONTINUED

	pickup			Single Cab chassis	Space Cab chassis	Crew Cab chassis
	4x2	4x2	4x2			
	LX	LT	LTZ			
Body coloured exterior door handles	●	●			●	●
Body coloured exterior door handles with chrome strip			●		●	●
Black exterior mirrors				●		
Body coloured exterior mirrors with side turn signal	●	●			●	●
Chrome exterior mirrors with side turn signal			●		●	●
Body coloured front bumper	●	●	●	●	●	●
Black rear bumper with step	●	●				●
Chrome rear bumper with step			●		●	●
Body coloured tailgate handle	●	●				●
Chrome tailgate handle			●		●	●
LED tail lights			●		●	●
Soft tonneau			●		●	●
Alloy sports bar			●		●	●
Side steps			●		●	●
DRIVER						
Bluetooth® connectivity	●	●	●	●	●	●
MyLink infotainment system featuring:	●	●	●		●	●
– 7" colour touch screen						
– Smartphone app integration						
– Siri® Eyes Free mode ⁺						
– Satellite navigation compatibility [#]						
– Handsfree calling [^]						
– Watch movies off a USB [~]						
Cruise control	●	●	●		●	●
Driver's foot rest	●	●	●	●	●	●
Reverse Park Camera			●		●	●
Rear Park Assist (RPA)	●	●	●		●	●
Multifunction driver information display featuring:	●	●	●	●	●	●
– Average fuel consumption						
– Average speed						
– Battery voltage						
– Distance to empty						
– Instantaneous fuel consumption						
– Digital speedometer						
– Odometer						
– Oil life monitoring						
– Speed warning						
– Trip meter						
Ice blue illuminated cluster	●	●	●	●	●	●
Power adjustable exterior mirrors	●	●			●	●
Power adjustable and power folding exterior mirrors			●		●	●
Steering wheel height adjust	●	●	●		●	●
Multifunction steering wheel controls featuring:	●	●	●		●	●
– Bluetooth®						
– Cruise control						
– Audio controls						
Leather wrap steering wheel	●	●	●		●	●
Leather wrap gear knob (manual)			●		●	●
Chrome gear selector (automatic)			●		●	●
Variable intermittent wipers	●	●	●	●	●	●
Rear window demister	●	●	●		●	●
ENTERTAINMENT						
Speaker: Quantity	6	6	6	4	6	6
Steering wheel mounted audio controls	●	●	●		●	●
USB input with iPod® connectivity	●	●	●	●	●	●
Auxiliary input	●	●	●	●	●	●
Roof mounted antenna	●	●	●	●	●	●


FEATURES

	pickup			Single Cab chassis	Space Cab chassis			Crew Cab chassis			
	4x2	4x2	4x2		4x4	4x4	4x4	4x4	4x4	4x4	4x4
	LX	LX	LX		DX	LX	LX	LX	LX	LX	LX
SEATING											
Cloth seat trim	●	●	●	●	●	●	●	●	●	●	●
Leather appointed seat trim											○
Front split bench seat				●							
Front bucket seats	●	●	●		●	●	●	●	●	●	●
4-way adjustable driver seat				●							
6-way adjustable drivers seat	●	●			●		●	●	●		
6-way electric adjustable drivers seat			●		●						●
4-way adjustable front passenger seat					●	●					
6-way adjustable front passenger seat	●	●	●				●	●	●	●	●
Two rear folding jump seats					●	●					
Head restraints – Driver and front passenger	●	●	●	●	●	●	●	●	●	●	●
Head restraints – Two rear outboard passengers	●	●					●	●	●		
Head restraints – Three rear passengers			●								●
Rear seat centre armrest	●	●	●				●	●	●	●	●
CABIN COMFORT											
Air conditioning with pollen filter	●	●	●	●	●	●	●	●	●	●	●
Electronic climate control			●		●						●
Power windows, with express driver up and down	●	●	●	●	●	●	●	●	●	●	●
Dual front reading lamps	●	●	●		●	●	●	●	●	●	●
Centre dome lamp	●	●	●	●	●	●	●	●	●	●	●
Two 12 volt power outlets in centre dash (one in DX)	●	●	●	●	●	●	●	●	●	●	●
12 volt power outlet in rear of centre console	●	●	●				●	●	●	●	●
Vanity mirror on front passenger sunvisor with cover	●	●	●		●	●	●	●	●	●	●
Chrome interior door handles			●		●						●
Driver and front passenger pillar assist handle	●	●	●	●	●	●	●	●	●	●	●
Front passenger overhead assist handle	●	●	●		●	●	●	●	●	●	●
Rear passenger overhead assist handles	●	●	●				●	●	●	●	●
Floor covering – vinyl	●			●			●	●			
Floor covering – carpet		●	●		●	●			●	●	
STORAGE AND CARGO											
Front dual cup holders in dash	●	●	●	●	●	●	●	●	●	●	●
Front dual cup holders in centre console	●	●	●		●	●	●	●	●	●	●
Rear cup holder					●	●					
Dual glovebox	●	●	●	●	●	●	●	●	●	●	●
Door pockets with integrated bottle storage	●	●	●	●	●	●	●	●	●	●	●
Upper dash storage compartment				●							
Upper dash storage compartment with lid	●	●	●		●	●	●	●	●	●	●
Rear seats with 60/40 split fold base and under seat storage	●	●	●				●	●	●	●	●
Driver and front passenger seat back pocket				●	●						●
Coat hooks (2)	●	●	●				●	●	●	●	●
Sunglasses holder					●						●


● Standard ○ Optional

TECHNICAL SPECIFICATIONS

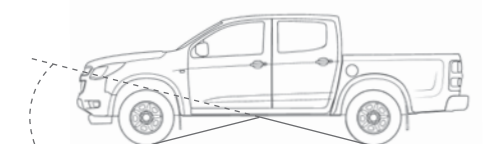
				2.8L Duramax 2 Diesel		
Engine	2.8L double overhead cam 4-cylinder common rail injection Duramax 2 Diesel with 4 valves per cylinder					
Capacity (cc)	2776					
Compression ratio	16:5:1					
Bore x stroke (mm)	94 x 100					
Maximum power (ECE, kW)*	147 @ 3600rpm					
Maximum torque (ECE, Nm)*	440 @ 2000rpm – manual		500 @ 2000rpm – automatic			
Gear ratios	6-speed manual		6-speed automatic			
1st	4.02		4.06			
2nd	2.21		2.37			
3rd	1.46		1.55			
4th	1.00		1.16			
5th	0.76		0.85			
6th	0.59		0.67			
Reverse	3.63		3.20			
Final drive ratio	3.73		3.42			
Transfer case ratio (4x4 only)						
Low range	2.62 : 1					
High range	1 : 1					
Fuel tank capacity (L)	76					
Fuel	Diesel					
Electronic Stability Control (ESC)	Incorporating: Anti-lock Braking System (ABS), Electronic Brakeforce Distribution (EBD), Traction Control System (TCS), Decent Control System (DCS) (excludes DX), Hill Start Assist (HSA) and Trailer Sway Control (TSC)					
Brakes	Front disc, rear drum brakes					
Front diameter (mm)	300					
Rear diameter (mm)	295					
Track: Front and rear (mm)	1570					
Turning circle (kerb to kerb, m)	12.7					
4x4 system	Electronic select shift on the fly 4x4, 2-speed transfer case (4x4 models only)					
Suspension	Independent double wishbone, coil spring front suspension Leaf spring rear suspension					
Steering	Rack and pinion					
Service	The complimentary inspection is due at 3000km or 3 months (whichever occurs first). The first service is due at 15,000km or 12 months (whichever occurs first) and then every 15,000km or 12 months (whichever occurs first) since the last service. Additional services may be required under certain driving conditions such as when towing (refer to Owner's Handbook)					
Angles [^]	Approach angle (°)	Departure Angle (°)		Ramp breakover angle (°)		
All models	30	22 [#]		23 [#]		



Approach angle



Departure angle



Ramp breakover angle

* Maximum figures as per ECE regulations

[^]At kerb mass

[#]Pickup variants only