

Colorado



PULLING POWER

WITH UNBEATEN 3.5 TONNE TOWING CAPACITY AND 500NM OF TORQUE*, THE COLORADO MAKES LIGHT WORK OF WHATEVER YOU CAN THROW AT IT. TOUGH AS THEY COME, IT LEAVES NOTHING BEHIND, LETTING YOU TAKE MORE TO THE WORKSITE AND MORE ON THE WEEKEND.

MASSIVE 500NM OF TORQUE*

When we say this is one powerful truck, we mean it. Think 500Nm* of torque and 147kW of power when teamed with the 6-speed auto. Figures that leave others in the dust.

It works as hard as you do – simple as that. Enough grunt to take on any challenge. And when the going gets really tough, the Colorado's got your back every time with features such as Trailer Sway Control, Hill Start Assist and Descent Control System.^

UNBEATEN 3.5 TONNE TOWING

That's seriously tough towing. Unbeaten in its class. Just what you need when hauling the most extreme loads, from pulling a bobcat to taking that hard-earned dream boat down the coast.

Rigorously tested to stand up when it counts, the Colorado has got what it takes to get the job done. Whatever the conditions.

* Across the automatic range
^ Excludes DX



INNER STRENGTH

INSIDE, THE COLORADO TAKES CARE OF YOU AS MUCH AS IT TAKES CARE OF BUSINESS. WHAT HITS YOU IS THE LEVEL OF TECHNOLOGY AND ENTERTAINMENT THAT LETS YOU SIT BACK AND ENJOY THE DRIVE.

HOLDEN MYLINK[^]

You'll stay connected all the way with MyLink, from accessing apps, to Bluetooth® audio streaming. MyLink will also keep you on track with the latest sat nav compatible technology displayed on the intuitive 7" touch-screen.

REAR VIEW CAMERA & REAR PARK ASSIST*

Take a load off your mind with features such as the Rear View Camera and Rear Park Assist. When you select reverse gear, the Rear View Camera gives you a clear picture of what's behind you, viewed on the large colour touch-screen.

With Rear Park Assist, rear parking sensors help you get in and out of tight spots; an audible warning alerting you when you're getting close to an object.

BRINGGO™ SAT NAV^{#^}

Never lose sight of where you're headed with BringGo.™ This built-in navigation app gives you access to 3D maps, turn-by-turn directions, points of interest, emergency contacts and more. All brought up on the MyLink 7" colour touch-screen.

[~] Certain devices may not be compatible with the vehicle's MyLink system. See holden.com.au for more details

* Rear view camera and Rear Park Assist are available on selected models

[#] BringGo Navigation app must be purchased separately

[#] Data plan rates apply

[^] Not available on DX

FULLY CONNECTED

The road ahead just got even better with the extensive entertainment features of MyLink.* Use your smartphone to connect into built-in apps such as Pandora® Internet Radio, Stitcher™ SmartRadio and TuneIn™ Radio, giving you access to your favourite music, news, entertainment and podcasts. Watch movies or view images while the vehicle is stationary. And in Siri® Eyes Free† mode accessed via your compatible iOS device, ask Siri® to take care of things like making calls, sending texts and playing tracks. It's all possible with MyLink.

For more information visit www.holden.com.au/colorado/mylink

Features

- Bluetooth® audio streaming*
- Smartphone app integration*
- Satellite navigation compatibility^#
- USB and iPod® connectivity
- Watch movies
- View photo slideshows
- Access your contact list without touching your phone*
- Access device playlists, music files and more



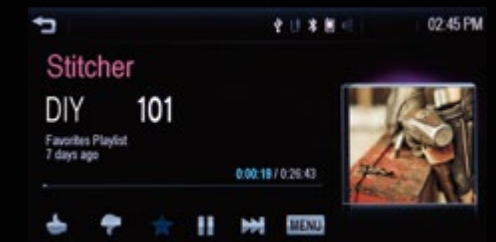
Siri® Eyes Free†

If you've got a compatible iOS device you can access the Siri® Eyes Free† feature. In this mode you can ask Siri® to call people, select and play music, hear and compose text messages, read notifications and add reminders. It's just like having a personal assistant onboard.



Pandora® Internet Radio*#

With Pandora® you can create your own personal stations based on your favourite songs, artists or music types. Pandora® even suggests new artists and songs based on your preferences.



Stitcher™ SmartRadio*#

Streaming your favourite podcasts, radio shows and news couldn't be easier. Through the Stitcher™ SmartRadio app on your compatible smartphone you can create personalised on-demand stations, access preferred playlists and more than 5000 radio shows.



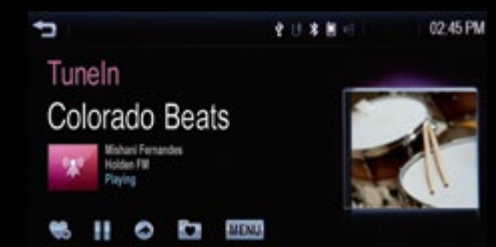
BringGo™ Navigation*^#

Simply buy the BringGo™ app from your Apple iTunes or Google Play store and you'll be in the know wherever you're headed. The full navigation system let's you access 3D maps, turn-by-turn directions and emergency contacts. The 'Where am I locator?' allows you to find points of interest around you, such as cafes or restaurants.



Bluetooth® connectivity*

Using the touch-screen, audio files can be wirelessly streamed for playback from your paired mobile phone or Bluetooth® device. You can pair up to five phones, store up to 1000 contacts and access missed or recent call history. Calls can also be made by navigating contact listings on MyLink's touch-screen interface or by using steering wheel controls.



TuneIn™ Radio*#

TuneIn™ lets you listen to the world's radio from wherever you are. Whether you love music, sports, news or comedy, TuneIn™ gives you over 70,000 live radio stations and two million on-demand programs, like podcasts, concerts and interviews.

mylink

* Certain devices may not be compatible with the vehicle's MyLink system. See holden.com.au for more details

Data plan rates apply

† Requires compatible iOS device

^ BringGo Navigation app must be purchased separately

SAFE SIDE

YOU, YOUR MATES, YOUR FAMILY – THAT'S THE MOST CRITICAL CARGO OF ALL. IT'S WHY THE COLORADO IS ENGINEERED TO HELP YOU AVOID TROUBLE AND SURROUND YOU WITH STRENGTH. TO GIVE YOU THAT LEVEL OF SAFETY AND DESIGN YOU CAN COUNT ON WHEN YOU NEED IT MOST.



STEEL CONSTRUCTION & SAFETY CELL

Colorado is built tough from within. It's body and frame are constructed from high strength steel and incorporates full-length frame rails. A safety cell gives maximum protection in a frontal or side collision – and maximum peace of mind for you and your passengers.

5-STAR ANCAP SAFETY RATING*

The Colorado Crew Cab range comes with a maximum 5-star safety rating from the Australasian New Car Assessment Program (ANCAP). As safe as it gets.

SUPERIOR AIRBAG PROTECTION

When it comes to airbags, the Colorado has you covered. Front airbags are provided for the driver and front passenger, as well as advanced Side Impact Airbags^ that activate in certain side crash impacts for additional protection to the chest area. Curtain airbags also run along the length of the vehicle.



^Excludes DX
* Excludes chassis models
+ LTZ only

DESCENT CONTROL SYSTEM^

Descent Control System allows for a smooth and controlled hill descent in rough terrain. It controls the speed of the vehicle without the need for brake input from the driver.

HILL START ASSIST

Taking on a steep incline or decline is made easier with Hill Start Assist. It engages automatically when a gradient is detected; then acts to hold the Colorado stationary after the brake is released to give you time to apply the throttle.

ELECTRONIC STABILITY CONTROL (ESC)

From snow on the Alps to a rogue roo on the Nullarbor... Aussie roads can throw anything at you. So it's good to know that ESC is engineered into every model. Just another way the Colorado has got your back.



TRAILER SWAY CONTROL

Whether pulling a trailer or caravan, this cutting edge feature activates the brakes and reduces engine torque if it detects any towing instability; again, making your life safer behind the wheel.

REAR PARK ASSIST*

Great at keeping you out of trouble, the rear parking sensors help you get in and out of tight spots; an audible warning alerting you when you're getting close to an object.

REAR VIEW CAMERA†

It's always good to know what's behind you, especially when reversing into a parking space or out of a driveway. So, when you shift into reverse, the Rear View Camera instantly comes to life on the large colour touch-screen.



DX

THE COLORADO DX DOESN'T KNOCK OFF UNTIL YOU DO. BUILT FOR WORK, IT COMES WITH THE NEW DURAMAX 2 DIESEL ENGINE, TEAMED WITH A 6-SPEED MANUAL TRANSMISSION. THE DX MAKES LIGHT WORK OF TOWING WITH 3.5 TONNES FOR ANY JOB.

TOUGH PLUS

Colorado DX proves that a workhorse doesn't have to compromise on features. Bluetooth® and iPod® connectivity are standard, as well as safety advances like Trailer Sway Control. Plus, there's air conditioning and electric windows to keep you cool and comfortable.

DX EQUIPMENT AND FEATURES

- 2.8L Duramax 2 Diesel engine
- 6-speed manual transmission
- Bluetooth® connectivity
- USB input with iPod® connectivity
- Engine sump guard
- Oil life monitoring
- High ride height
- 16" steel wheels
- Front airbags for driver and passenger
- Full length curtain airbags
- Electronic Stability Control (ESC)
- Trailer Sway Control
- Hill Start Assist
- Front split bench seat
- Vinyl floor
- Air conditioning
- Power windows
- 4-speaker CD audio system with MP3 player connectivity
- 12V power outlet
- Flip keys (2)



LS

HAUL ALL THE GEAR YOU NEED TO WORK – OR WELCOME FRIENDS AND FAMILY WHEN IT'S TIME FOR A GETAWAY. WHEN YOU NEED A ONE-TONNER THAT'S TOUGH ALL OVER – BUT WITH LOADS OF TECHNOLOGY AND STYLE – THIS IS YOUR TRUCK.

TOO EASY

Rugged on the job but ready for the weekend. Life is easy inside the Colorado LS, with plenty of stretch-out room and a level of technology you might not expect, headlined by MyLink infotainment.

Add the optional 6-speed automatic transmission with active select, and you know wherever you choose to go it's going to be even easier to get there.



LS DELIVERS ALL DX STANDARD FEATURES PLUS:

- Optional 6-speed automatic transmission with Active Select
- Holden MyLink* infotainment system with smartphone app integration, Bluetooth® streaming, Siri® Eyes Free+ mode, satellite navigation compatibility*^#, Pandora®#, Stitcher™# and TuneIn™# compatible
- 7" colour touch screen
- Cruise Control
- Multifunction steering wheel controls
- Leather wrap steering wheel
- Rear Park Assist (Pickup models only)
- Front seat Side Impact Airbags
- Hill Start Assist
- Descent Control System
- Body contoured exterior mirrors with side turn signal
- Power adjustable exterior mirrors
- Front bucket seats
- Vinyl floor (single & crew cab)
- 6-way adjustable driver seat
- 6 speakers (space & crew cab)

* Certain devices may not be compatible with the vehicle's MyLink system.

See holden.com.au for more details

^ BringGo Navigation app must be purchased separately

+ Requires compatible iOS device

Data plan rates apply



7" colour touch screen with Holden MyLink



Reverse Park Assist

Colorado LS 4x4 Crew Cab Pickup in Blue-Mountain with optional endorsed 16" All-Terrain tyres
Note: Holden endorsed All-Terrain tyre available via dealer fitment at extra cost

LT

JUST LIKE THE COLORADO, YOU GIVE YOUR ALL. SO WHY WOULDN'T YOU WANT SOMETHING WITH EXTRA ATTITUDE. A CAN-DO TRUCK THAT SHOWS YOUR TRUE STRENGTH OF CHARACTER. THAT'S THE COLORADO LT.

GOING BEYOND

This is far from a knockabout truck. Inside, the MyLink infotainment system and multi-function steering wheel, cruise control and 6-speaker sound system set the tone.

Outside, the sporty 16" alloy wheels and front fog lamps show your Colorado LT is an uncompromising choice. One that goes way beyond just getting the job done.



LT DELIVERS ALL DX STANDARD FEATURES PLUS:

- Optional 6 speed automatic transmission with Active Select
- Holden MyLink* infotainment system with smartphone app integration, Bluetooth® streaming, Siri® Eyes Free+ mode, satellite navigation compatibility^# , Pandora®# , Stitcher™# and TuneIn™# compatible
- 7" colour touch screen
- Cruise Control
- Multifunction steering wheel controls
- Leather wrap steering wheel
- 16" alloy wheels (5)
- Front fog lamps with chrome surround
- Rear Park Assist
- Front seat Side Impact Airbags
- Hill Start Assist
- Descent Control System
- Body contoured exterior mirrors with side turn signal
- Power adjustable exterior mirrors
- Front bucket seats
- Carpet floor
- 6-way adjustable driver seat
- 6 speakers

* Certain devices may not be compatible with the vehicle's MyLink system. See holden.com.au for more details
^ BringGo Navigation app must be purchased separately
+ Requires compatible iOS device
Data plan rates apply



7" colour touch screen with Holden MyLink



Fog lamps with chrome surround

LTZ

COMBINE COLORADO TOUGHNESS AND TOWING CAPABILITY WITH AN EQUALLY ATTENTION GRABBING DESIGN AND FIT-OUT – THAT’S HOW WE BUILT THE ULTIMATE SPORTS PICKUP. POWER AND RELIABILITY – STYLE AND TECHNOLOGY. IT’S THE DREAM MACHINE YOU CAN TAKE TO WORK – THE COLORADO LTZ.

SERIOUSLY GOOD

You might want to keep it all for yourself – but Colorado LTZ is perfect for mates and family too. And you’ve got that added satisfaction of knowing that this one is at the top of its game for equipment and fitout, including 17" alloy wheels, electronic climate control, optional leather appointed seats (front heated) and soft tonneau as standard.




LTZ DELIVERS ALL LT STANDARD FEATURES PLUS:

- 17" alloy wheels (5)
- Comfort ride suspension
- Projector headlamps
- Chrome exterior mirrors with side turn signal
- Power adjustable and power folding exterior mirrors
- Chrome exterior and interior door handles
- Chrome rear bumper and tailgate handle
- Sunglasses holder
- LED tail lights
- Rear view camera
- Soft tonneau cover
- Alloy sports bar
- Side steps
- Electronic climate control
- Leather appointed seats (optional on 4x4 crew cab)
- 6-way electric adjustable drivers seat (matched with leather appointed seats option)
- Front heated seats (matched with leather appointed seats option)
- Leather wrap gear knob (manual)
- Chrome gear selector (auto option)
- Luxury centre-console armrest



Rear view camera



Leather appointed seats (optional on 4x4 crew cab only)

FEATURES

	Single Cab chassis					Crew Cab chassis pickup		Single Cab chassis		Space Cab chassis pickup		Crew Cab chassis pickup						
	4x2		4x2		4x2		4x2		4x4		4x4		4x4		4x4		4x4	
	LS	LS	LS	LT	LTZ	DX	LS	LS	LTZ	LS	LS	LT	LTZ	LS	LS	LT	LTZ	
ENGINE AND TRANSMISSION																		
2.8L 4-cylinder Duramax 2 Diesel	●	●	●	●	●	●	●	●	●	●	●	●	●	●	●	●	●	●
6-speed manual transmission	●	●	●	●	●	●	●	●	●	●	●	●	●	●	●	●	●	●
6-speed automatic transmission with active select	○	○	○	○	○	○	○	○	○	○	○	○	○	○	○	○	○	○
Limited Slip Differential (LSD)	●	●	●	●	●	●	●	●	●	●	●	●	●	●	●	●	●	●
Engine sump guard	●	●	●	●	●	●	●	●	●	●	●	●	●	●	●	●	●	●
SAFETY AND HANDLING																		
Front airbags for driver and front passenger	●	●	●	●	●	●	●	●	●	●	●	●	●	●	●	●	●	●
Front seat Side Impact Airbags	●	●	●	●	●	●	●	●	●	●	●	●	●	●	●	●	●	●
Full length side curtain airbags	●	●	●	●	●	●	●	●	●	●	●	●	●	●	●	●	●	●
Front disc brakes	●	●	●	●	●	●	●	●	●	●	●	●	●	●	●	●	●	●
High ride height	●	●	●	●	●	●	●	●	●	●	●	●	●	●	●	●	●	●
Independent double wishbone, coil spring front suspension	●	●	●	●	●	●	●	●	●	●	●	●	●	●	●	●	●	●
Leaf spring rear suspension	●	●	●	●	●	●	●	●	●	●	●	●	●	●	●	●	●	●
Electronic Stability Control (ESC) incorporating:	●	●	●	●	●	●	●	●	●	●	●	●	●	●	●	●	●	●
– Anti-lock Braking System (ABS)	●	●	●	●	●	●	●	●	●	●	●	●	●	●	●	●	●	●
– Electronic Brakeforce Distribution (EBD)	●	●	●	●	●	●	●	●	●	●	●	●	●	●	●	●	●	●
– Traction Control System (TCS)	●	●	●	●	●	●	●	●	●	●	●	●	●	●	●	●	●	●
– Hill Start Assist	●	●	●	●	●	●	●	●	●	●	●	●	●	●	●	●	●	●
– Trailer Sway Control	●	●	●	●	●	●	●	●	●	●	●	●	●	●	●	●	●	●
Descent Control System	●	●	●	●	●	●	●	●	●	●	●	●	●	●	●	●	●	●
Guard frame window protector	●	●	●	●	●	●	●	●	●	●	●	●	●	●	●	●	●	●
Power steering	●	●	●	●	●	●	●	●	●	●	●	●	●	●	●	●	●	●
Front seatbelt pretensioners with load limiters	●	●	●	●	●	●	●	●	●	●	●	●	●	●	●	●	●	●
Front seatbelt sash height adjust	●	●	●	●	●	●	●	●	●	●	●	●	●	●	●	●	●	●
Rear 3-point lap sash seatbelts	●	●	●	●	●	●	●	●	●	●	●	●	●	●	●	●	●	●
Front centre lap seatbelt	●	●	●	●	●	●	●	●	●	●	●	●	●	●	●	●	●	●
Driver seatbelt warning lamp and tone	●	●	●	●	●	●	●	●	●	●	●	●	●	●	●	●	●	●
Driver and front passenger seatbelt warning lamp and tone	●	●	●	●	●	●	●	●	●	●	●	●	●	●	●	●	●	●
Rear seat child restraint anchor points (3)	●	●	●	●	●	●	●	●	●	●	●	●	●	●	●	●	●	●
ISOFIX child restraint anchor point	●	●	●	●	●	●	●	●	●	●	●	●	●	●	●	●	●	●
SECURITY																		
Alarm	●	●	●	●	●	●	●	●	●	●	●	●	●	●	●	●	●	●
Remote keyless entry	●	●	●	●	●	●	●	●	●	●	●	●	●	●	●	●	●	●
Tailgate lock	●	●	●	●	●	●	●	●	●	●	●	●	●	●	●	●	●	●
Engine immobiliser	●	●	●	●	●	●	●	●	●	●	●	●	●	●	●	●	●	●
Flip keys (2)	●	●	●	●	●	●	●	●	●	●	●	●	●	●	●	●	●	●
WHEELS																		
16" x 6.5" steel wheels 245/70 R16 111S tyres (4)	●	●	●	●	●	●	●	●	●	●	●	●	●	●	●	●	●	●
16" x 6.5" alloy wheels 245/70 R16 111S tyres (4)	●	●	●	●	●	●	●	●	●	●	●	●	●	●	●	●	●	●
17" x 7" alloy wheel 255/65 R17 110S tyres (4)	●	●	●	●	●	●	●	●	●	●	●	●	●	●	●	●	●	●
16" x 6.5" steel spare wheel 245/70 R16 111S tyre	●	●	●	●	●	●	●	●	●	●	●	●	●	●	●	●	●	●
16" x 6.5" alloy spare wheel 245/70 R16 111S tyre	●	●	●	●	●	●	●	●	●	●	●	●	●	●	●	●	●	●
17" x 7" alloy spare wheel 255/65 R17 110S tyre	●	●	●	●	●	●	●	●	●	●	●	●	●	●	●	●	●	●
Holden endorsed 16" All Terrain Tyre (dealer fit at extra cost)	○	○	○	○	○	○	○	○	○	○	○	○	○	○	○	○	○	○
EXTERIOR																		
Automatic off headlights	●	●	●	●	●	●	●	●	●	●	●	●	●	●	●	●	●	●
Halogen headlights	●	●	●	●	●	●	●	●	●	●	●	●	●	●	●	●	●	●
Halogen projector headlights, manual levelling	●	●	●	●	●	●	●	●	●	●	●	●	●	●	●	●	●	●
Front fog lamps with chrome surround	●	●	●	●	●	●	●	●	●	●	●	●	●	●	●	●	●	●
Tow hook – front (2)	●	●	●	●	●	●	●	●	●	●	●	●	●	●	●	●	●	●
Front mudflaps	●	●	●	●	●	●	●	●	●	●	●	●	●	●	●	●	●	●
Front and rear mudflaps	●	●	●	●	●	●	●	●	●	●	●	●	●	●	●	●	●	●
Black exterior door handles	●	●	●	●	●	●	●	●	●	●	●	●	●	●	●	●	●	●

● Standard ○ Optional

* Maximum figures as per ECE regulations

+ Requires compatible iOS device

BringGo Navigation app must be purchased separately

^ Where compatible. See www.holden.com.au for a list of compatible devices

~ Vehicle must be stationary

EXTERIOR CONTINUED

	Single Cab chassis					Crew Cab chassis pickup		Single Cab chassis		Space Cab chassis pickup		Crew Cab chassis pickup						
	4x2		4x2		4x2		4x2		4x4		4x4		4x4		4x4		4x4	
	LS	LS	LS	LT	LTZ	DX	LS	LS	LTZ	LS	LS	LT	LTZ	LS	LS	LT	LTZ	
Body coloured exterior door handles	●	●	●	●	●	●	●	●	●	●	●	●	●	●	●	●	●	●
Body coloured exterior door handles with chrome strip	●	●	●	●	●	●	●	●	●	●	●	●	●	●	●	●	●	●
Black exterior mirrors	●	●	●	●	●	●	●	●	●	●	●	●	●	●	●	●	●	●
Body coloured exterior mirrors with side turn signal	●	●	●	●	●	●	●	●	●	●	●	●	●	●	●	●	●	●
Chrome exterior mirrors with side turn signal	●	●	●	●	●	●	●	●	●	●	●	●	●	●	●	●	●	●
Body coloured front bumper	●	●	●	●	●	●	●	●	●	●	●	●	●	●	●	●	●	●
Black rear bumper with step	●	●	●	●	●	●	●	●	●	●	●	●	●	●	●	●	●	●
Chrome rear bumper with step	●	●	●	●	●	●	●	●	●	●	●	●	●	●	●	●	●	●
Body coloured tailgate handle	●	●	●	●	●	●	●	●	●	●	●	●	●	●	●	●	●	●
Chrome tailgate handle	●	●	●	●	●	●	●	●	●	●	●	●	●	●	●	●	●	●
LED tail lights	●	●	●	●	●	●	●	●	●	●	●	●	●	●	●	●	●	●
Soft tonneau cover	●	●	●	●	●	●	●	●	●	●	●	●	●	●	●	●	●	●
Alloy sports bar	●	●	●	●	●	●	●	●	●	●	●	●	●	●	●	●	●	●
Side steps	●	●	●	●	●	●	●	●	●	●	●	●	●	●	●	●	●	●
DRIVER																		
Bluetooth® connectivity	●	●	●	●	●	●	●	●	●	●	●	●	●	●	●	●	●	●
MyLink infotainment system featuring:	●	●	●	●	●	●	●	●	●	●	●	●	●	●	●	●	●	●
– 7" colour touch screen	●	●	●	●	●	●	●	●	●	●	●	●	●	●	●	●	●	●
– Smartphone app integration	●	●	●	●	●	●	●	●	●	●	●	●	●	●	●	●	●	●
– Siri® Eyes Free mode ⁺	●	●	●	●	●	●	●	●	●	●	●	●	●	●	●	●	●	●
– Satellite navigation compatibility [#]	●	●	●	●	●	●	●	●	●	●	●	●	●	●	●	●	●	●
– Handsfree calling [^]	●	●	●	●	●	●	●	●	●	●	●	●	●	●	●	●	●	●
– Watch movies off a USB [~]	●	●	●	●	●	●	●	●	●	●	●	●	●	●	●	●	●	●
Cruise control	●	●	●	●	●	●	●	●	●	●	●	●	●	●	●	●	●	●
Driver's foot rest	●	●	●	●	●	●	●	●	●	●	●	●	●	●	●	●	●	●
Reverse Park Camera	●	●	●	●	●	●	●	●	●	●	●	●	●	●	●	●	●	●
Rear Park Assist	●	●	●	●	●	●	●	●	●	●	●	●	●	●	●	●	●	●
Multifunction driver information display featuring:	●	●	●	●	●	●	●	●	●	●	●	●	●	●	●	●	●	●
– Average fuel consumption	●	●	●	●	●	●	●	●	●	●	●	●	●	●	●	●	●	●
– Average speed	●	●	●	●	●	●	●	●	●	●	●	●	●	●	●	●	●	●
– Battery voltage	●	●	●	●	●	●	●	●	●	●	●	●	●	●	●	●	●	●
– Distance to empty	●	●	●	●	●	●	●	●	●	●	●	●	●	●	●	●	●	●
– Instantaneous fuel consumption	●	●	●	●	●	●	●	●	●	●	●	●	●	●	●	●	●	●
– Digital speedometer	●	●	●	●	●	●	●	●	●	●	●	●	●	●	●	●	●	●
– Odometer	●	●	●	●	●	●	●	●	●	●	●	●	●	●	●	●	●	●
– Oil life monitoring	●	●	●	●	●	●	●	●	●	●	●	●	●	●	●	●	●	●
– Speed warning	●	●	●	●	●	●												

FEATURES

SEATING

	Single Cab chassis					Crew Cab chassis pickup		Space Cab chassis pickup		Crew Cab chassis pickup			
	4x2					4x4		4x4		4x4			
	LS	LS	LS	LT	LTZ	DX	LS	LS	LTZ	LS	LS	LT	LTZ
Cloth seat trim	●	●	●	●	●	●	●	●	●	●	●	●	●
Leather appointed seat trim													○
Front heated seats (paired with leather appointed seat trim)													○
Front split bench seat						●							
Front bucket seats	●	●	●	●	●		●	●	●	●	●	●	●
4-way adjustable driver seat						●							
6-way adjustable drivers seat	●	●	●	●			●	●		●	●	●	
6-way electric adjustable drivers seat									●				●
4-way adjustable front passenger seat	●						●	●	●				
6-way adjustable front passenger seat		●	●	●	●					●	●	●	●
Two rear folding jump seats								●	●				
Head restraints – Driver and front passenger	●	●	●	●	●	●	●	●	●	●	●	●	●
Head restraints – Three rear passengers		●	●	●	●					●	●	●	●
Rear seat centre armrest		●	●	●	●					●	●	●	●

CABIN COMFORT

Air conditioning with pollen filter	●	●	●	●	●	●	●	●	●	●	●	●	●
Electronic climate control					●				●				●
Power windows, with express driver up and down	●	●	●	●	●	●	●	●	●	●	●	●	●
Dual front reading lamps		●	●	●	●			●	●	●	●	●	●
Centre dome lamp	●	●	●	●	●	●	●	●	●	●	●	●	●
Two 12 volt power outlets in centre dash (one in DX)	●	●	●	●	●	●	●	●	●	●	●	●	●
12 volt power outlet in rear of centre console		●	●	●	●					●	●	●	●
Vanity mirror on front passenger sunvisor with cover	●	●	●	●	●	●	●	●	●	●	●	●	●
Chrome interior door handles					●				●				●
Driver and front passenger pillar assist handle	●	●	●	●	●	●	●	●	●	●	●	●	●
Front passenger overhead assist handle	●	●	●	●	●	●	●	●	●	●	●	●	●
Rear passenger overhead assist handles		●	●	●	●					●	●	●	●
Floor covering – vinyl	●	●	●			●	●			●	●		
Floor covering – carpet				●	●			●	●			●	●
Luxury centre-console armrest					●				●				●

STORAGE AND CARGO

Front dual cup holders in dash	●	●	●	●	●	●	●	●	●	●	●	●	●
Front dual cup holders in centre console	●	●	●	●	●	●	●	●	●	●	●	●	●
Rear cup holder								●	●				
Dual glovebox	●	●	●	●	●	●	●	●	●	●	●	●	●
Door pockets with integrated bottle storage	●	●	●	●	●	●	●	●	●	●	●	●	●
Upper dash storage compartment						●							
Upper dash storage compartment with lid	●	●	●	●	●	●	●	●	●	●	●	●	●
Rear seats with 60/40 split fold base and under seat storage		●	●	●	●					●	●	●	●
Driver and front passenger seat back pocket					●				●				●
Coat hooks (2)		●	●	●	●					●	●	●	●
Sunglasses holder					●			●					●

● Standard ○ Optional

TECHNICAL SPECIFICATIONS

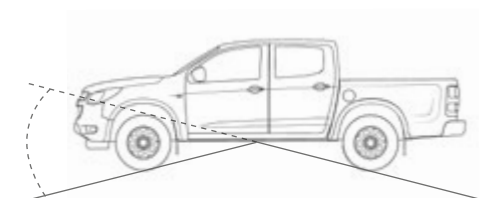
		2.8L Duramax 2 Diesel		
Engine	2.8L double overhead cam 4-cylinder common rail injection Duramax 2 Diesel with 4 valves per cylinder			
Capacity (cc)	2776			
Compression ratio	16:5:1			
Bore x stroke (mm)	94 x 100			
Maximum power (ECE, kW)*	147 @ 3600rpm			
Maximum torque (ECE, Nm)*	440 @ 2000rpm – manual	500 @ 2000rpm – automatic		
Gear ratios	6-speed manual		6-speed automatic	
1st	4.02	4.06		
2nd	2.21	2.37		
3rd	1.46	1.55		
4th	1.00	1.16		
5th	0.76	0.85		
6th	0.59	0.67		
Reverse	3.63	3.20		
Final drive ratio	3.73	3.42		
Transfer case ratio (4x4 only)				
Low range	2.62 : 1			
High range	1 : 1			
Fuel tank capacity (L)	76			
Fuel	Diesel			
Electronic Stability Control (ESC)	Incorporating: Anti-lock Braking System (ABS), Electronic Brakeforce Distribution (EBD), Traction Control System (TCS), Decent Control System (DCS) (excludes DX), Hill Start Assist (HSA) and Trailer Sway Control (TSC)			
Brakes	Front disc, rear drum brakes			
Front diameter (mm)	300			
Rear diameter (mm)	295			
Track: Front and rear (mm)	1570			
Turning circle (kerb to kerb, m)	12.7			
4x4 system	Electronic select shift on the fly 4x4, 2-speed transfer case (4x4 models only)			
Suspension	Independent double wishbone, coil spring front suspension Leaf spring rear suspension			
Steering	Rack and pinion			
Service	The complimentary inspection is due at 3000km or 3 months (whichever occurs first). The first service is due at 15,000km or 9 months (whichever occurs first) and then every 15,000km or 9 months (whichever occurs first) since the last service. Additional services may be required under certain driving conditions such as when towing (refer to Owner's Handbook)			
Angles [^]	Approach angle (°)	Departure Angle (°)	Ramp breakover angle (°)	
All models	30	22 [#]	23 [#]	



Approach angle



Departure angle






Ramp breakover angle

* Maximum figures as per ECE regulations

[^]At kerb mass

[#]Pickup variants only

BODY STYLES

SINGLE CAB		4x2	4x4
	Chassis	LS	DX, LS
SPACE CAB			
	Chassis	-	LS
	Pickup	-	LTZ
CREW CAB			
	Chassis	LS	LS
	Pickup	LS, LT, LTZ	LS, LT, LTZ

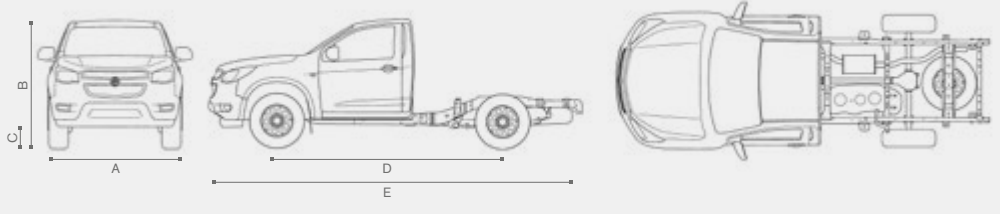
WEIGHTS

	4x2				4x4			
	2.8L Duramax 2 Diesel				2.8L Duramax 2 Diesel			
Gross Vehicle Mass (GVM) (kg)	3150 (LTZ models: 2950)				3150 (LTZ models: 2950)			
Gross Combined Mass (GCM) (kg)	6000				6000			
Payload*	Please refer to the vehicle load calculator on the inside back page of this brochure							
Wade Depth (mm)	600				600			
Tow ball load (kg)^	350				350			
Towing Mass* (kg)								
Braked	3500				3500			
Unbraked	750				750			
Curb Mass (kg)	Chassis ⁺		Pickup		Chassis ⁺		Pickup	
Single Cab	Man	Auto	Man	Auto	Man	Auto	Man	Auto
DX	-	-	-	-	1773	-	-	-
LS	1680	1673	-	-	1782	1775		
Space Cab								
LS	-	-	-	-	1877	1872	-	-
LTZ	-	-	-	-	-	-	2082	2075
Crew Cab								
LS	1842	1835	1984	1977	1944	1937	2086	2079
LT	-	-	1976	1969	-	-	2071	2064
LTZ	-	-	2024	2023	-	-	2126	2125
Axle load limits								
Front	1450							
Rear	1850 (LTZ models: 1650)							

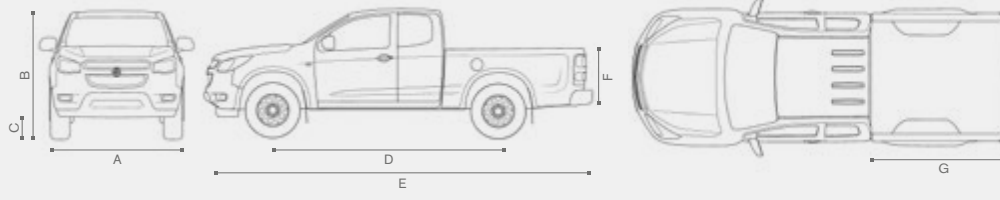
* Please refer to inside back page of this brochure for vehicle loading calculator
 ^ Maximum load with braked trailer
 + Kerb Mass for chassis variants without optional tray

VEHICLE DIMENSIONS

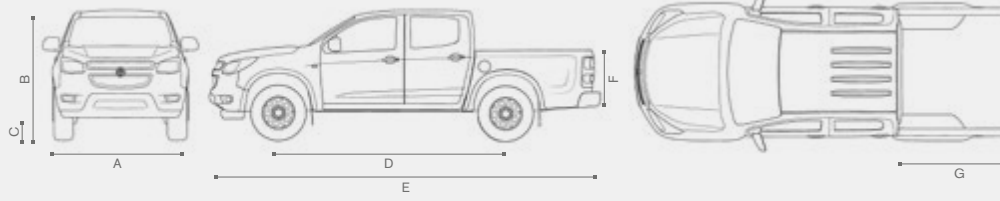
SINGLE CAB EXTERIOR DIMENSIONS (MM)	A	B	C	D	E	F	G	H	I
Chassis	1882	1802	210	3096	5083	-	-	-	-




SPACE CAB EXTERIOR DIMENSIONS (MM)	A	B	C	D	E	F	G	H	I
Chassis	1882	1780	210	3096	5083	-	-	-	-
Pickup	1882	1780	210	3096	5347	466	1795	1122	1534



CREW CAB EXTERIOR DIMENSIONS (MM)	A	B	C	D	E	F	G	H	I
Chassis	1882	1780	210	3096	5083	-	-	-	-
Pickup	1882	1780	210	3096	5347	466	1484	1122	1534



INTERIOR DIMENSIONS (MM)	Front Headroom	Rear Headroom	Front Legroom	Rear Legroom	Front Shoulder Room	Rear Shoulder Room
Single Cab	1014	-	1049	-	1462	-
Space Cab	1005	950	1049	739	1458	1481
Crew Cab	1005	973	1049	914	1458	1450






TRIMS AND COLOURS

EXTERIOR COLOURS AND TRIMS

Model	Exterior colour							Interior trim
	Solid		Prestige*					
	Summit White	Sizzle	Black Sapphire*	Nitrate*	Satin Steel Grey*	Oceanic*	Blue Mountain*	
4x2								
LS / LT	•		•	•	•			Dark Ash Grey Cloth
LTZ	•	•	•	•	•	•	•	Dark Ash Grey Cloth
4x4								
DX	•	•	•	•	•	•	•	Very Dark Ash Grey Cloth
LS / LT	•	•	•	•	•	•	•	Dark Ash Grey Cloth
LTZ	•	•	•	•	•	•	•	Dark Ash Grey Cloth
LTZ	◦	◦	◦	◦	◦	◦	◦	Two Tone Meridian Leather (4x4 Crew Cab only)

Seat trim



EXTERIOR COLOURS



Summit White



Sizzle



Black Sapphire*



Nitrate*



Satin Steel Grey*



Oceanic*



Blue Mountain*



Orange Rock*

* Prestige paints are available at an additional cost and certain colours may not be available from time to time. Variations between colours shown and actual paint colours/interior trim colours may occur due to the printing process. Actual vehicle colours may appear different under certain light conditions. Trim patterns are not to scale. Indicative only. Customers are encouraged to contact their Holden Dealer for current colour availability.

CAPACITY CALCULATOR

How to calculate your safe driving load

You should read the following carefully, as the concepts explained could significantly influence the Colorado model you choose.

Safe operation of a light commercial vehicle demands careful attention to two vital aspects of loading: balance and safe operating limits. A vehicle that is overloaded or carries unbalanced loads, will experience reduced life due to the excess demands placed on its frame, transmission, axles, hubs and tyres.

Cab chassis recommended body lengths

When fitting a custom built body, Holden recommends maximum allowable lengths[#] that will support the application of the Holden tow bar and ensure the rear axle capacity is not exceeded. Excess overhang must also be avoided as it can affect vehicle balance and road holding, as well as departure angles.

When fitting a body or tray to a Colorado Cab chassis model, your Holden Sales Consultant can advise whether the fitment proposed is compliant with vehicle and transport regulations in your state.

Generally speaking, your Holden Colorado must be correctly specified for its intended application. Inappropriate modifications to the standard vehicle specification may result in overloading which can affect:

- vehicle performance and safety
- your New Vehicle Warranty to the extent that Holden considers it impacts upon the specifications and quality of your vehicle

Always discuss your intentions with your Holden Sales Consultant.

Front and rear axle loads

Front and rear axle load limits ensure your Colorado's axles have sufficient strength to carry the total weight of the vehicle's body and mechanicals – along with cargo, accessories, tow ball load and passengers – and still retain a considerable capacity safety margin to cope with weight transfer as the vehicle brakes, accelerates, rolls in corners and goes over bumps.

The maximum allowable front axle load is 1450kg.
The maximum allowable rear axle load is 1850kg (LTZ models: 1650kg).

Gross Vehicle Mass (GVM)

Gross Vehicle Mass or 'GVM' is the maximum laden mass of the vehicle.

It is based on design factors that include:

- strength of the vehicle frame
- suspension
- tyre rating
- axle capacities

The maximum GVM for all Colorado models is 3150kg except LTZ models which are rated at 2950kg (which can not be exceeded).

Towing and Gross Combined Mass (GCM)

The GCM is a maximum total mass for vehicle, payload and braked trailer combined. The maximum towing capacity may require the vehicle load to be reduced to ensure the GCM limit for the vehicle is not exceeded.

- The maximum GCM for the 2.8L Duramax Turbo Diesel is 6000kg (which cannot be exceeded)

Kerb Mass

Kerb Mass is the weight of the vehicle with standard equipment when it is unoccupied, unladen and has its fuel tank and all other fluid reservoirs filled to their nominated capacity.

Optional accessories and cargo carrying devices – for example, the tray body for Colorado Cab chassis models – are excluded from the Kerb Mass calculation.

Kerb Mass figures for the various Colorado models, engine and drive variants are provided in the technical specifications section of this brochure.

Payload

Payload is the total mass the finished vehicle is permitted to carry, and is calculated by subtracting the vehicle's Kerb Mass from the Gross Vehicle Mass. Payload includes the mass of the driver, any passengers, options or accessories, including the tray or customised body as well as the cargo.

Vehicle Loading Calculator – Not Towing

Vehicle:		
Gross Vehicle Mass (GVM):		kg
less: Kerb Mass:	(refer to weights table in brochure)	kg
less: All Occupants		kg
less: Mass of any optional accessories (if fitted to vehicle)		
Tow Bar Package:		kg
Canopy:		kg
Cargo Mat:		kg
Fitted Body/Tray:		kg
Other:		kg
Other:		kg
= Remaining Load Capacity* :		kg

Vehicle Load Calculator – Towing

		Example 1 Light Towing 1000kg Trailer	Example 2 Heavy Towing 3500kg Trailer
Vehicle:		2.8L 4x4 LS Space Cab Chassis Auto	2.8L 4x2 LTZ Crew Cab Pickup Auto
Gross Combined Mass (GCM):	kg	6000 kg	6000 kg
less: Trailer Axle Load:	(Total Trailer mass less tow ball load)	kg	kg
= Total		5100 kg	2850 kg
less: Kerb Mass:	(refer to weights table in brochure)	kg	kg
less: Tow Ball Load:	(refer to towing section of owners handbook)	kg	kg
less: All Occupants:		kg	kg
less: Mass of any optional accessories (if fitted to vehicle)			
Tow Bar Package:	kg	34 [^] kg	30 [^] kg
Canopy:	kg		58 kg
Fitted Body/Tray:	kg	135 kg	
Other:	kg		
Other:	kg		
= Remaining Load Capacity* :	kg	849 kg	229 kg

* This figure is the maximum load your vehicle is permitted to carry without exceeding its GVM/GCM rating. The load must be appropriately distributed and the maximum allowable front and rear axle load limits must not be exceeded.
Speak to your Holden Dealer for more information on recommended body lengths.
^ Two different tow bar masses shown; one for pick up box and one for cab chassis models.



HOLDEN
PROFESSIONAL
CARE

There's nothing more exciting than buying a new car. And Holden provides a complete After Sales program to make sure you not only feel good about your new Holden now, but also in the years to come.

So whether you're looking to add that 'personal touch' with HoldenWise Genuine Parts & Accessories, or seeking peace of mind with Holden Professional Care's Capped Price Servicing,[^] you can

be assured that you're being looked after by Holden trained experts that operate in one of Australia's largest service networks.

With over 230 dealerships Australia-wide, all of which subscribe to the Holden standard of excellence and operate with the aim of exceeding the expectations of Holden drivers.



NO SURPRISES, NO UNCERTAINTY, NO WORRIES.
JUST WHAT YOU WOULD EXPECT FROM HOLDEN.



CAPPED PRICE SERVICING

Regular servicing at a Holden Dealership has lasting benefits. That's why every new eligible Holden comes with Capped Price Servicing.[^]



ACCESSORIES & PARTS

Give your Holden a personal touch by choosing from our range of Genuine Holden Parts and Accessories, exclusively at Holden Dealers.



WARRANTY

Holden's New Vehicle Warranty^{*} applies from the day your vehicle is first registered. Holden approved and Genuine Accessories and parts are also covered.



ROADSIDE

To ensure your Holden delivers you an uninterrupted driving experience, your vehicle comes with one year of Standard Roadside Assistance.



CUSTOMER CARE

Holden Customer Care is available to answer any questions. Call 1800 033 349. 8am-7pm Mon-Fri, 9am-1pm on Sat (AEST). holdencustomer@gm.com



RENTAL

At highly competitive prices, Holden Rental will keep you on the road with the latest high quality, low KM models.

TO FIND OUT MORE VISIT WWW.HOLDEN.COM.AU/OWNERSHIP

[^] Subject to the Capped Price Servicing terms and conditions.
^{*} Our goods come with guarantees that cannot be excluded under the Australian Consumer Law. You are entitled to a replacement or refund for a major failure and compensation for any other reasonably foreseeable loss or damage. You are also entitled to have the goods repaired or replaced if the goods fail to be of acceptable quality and the failure does not amount to a major failure.

Bluetooth® is a registered trademark and logo of Bluetooth SIG, Inc.
BringGo™ is a registered trademark of EnGIS Technologies Inc.
iPod® and Siri® are registered trademarks of Apple Inc.
Pandora® is a registered trademark of Pandora Media Inc.
Stitcher™ is a registered trademark of Stitcher Inc.
TuneIn™ is a registered trademark of TuneIn Inc.

Cover image: Colorado LTZ 4x4 Crew Cab Pickup in Sizzle

A word about this brochure. We have tried to make this brochure as comprehensive and factual as possible. However, since the time of printing some of the information you'll find here may have been updated. Also, some of the equipment shown or described through this brochure may have been changed and / or is available at extra cost. Further, GM Holden Ltd ABN 84 006 893 232, reserves the right to make changes at any time without notice, in prices, colours, materials, equipment and models. Your Holden Dealer has details, and before ordering, you should ask them to bring you up to date. No Holden Dealer or other person is authorised or permitted to give or make any statement, assertion or undertaking in relation to the quality, performance characteristics, descriptions or fitness for any purpose of any Holden product which is at variance with any written statement, assertion or undertaking on any of these subjects given or made by GM Holden Ltd in its published sales literature, and GM Holden Ltd does not accept any liability for any such unauthorised action. GM Holden Ltd has authorised Dealers in many parts of Australia for the sale of service parts and the provision of service to owners of Holden's products. Every endeavour is made to ensure that such Dealers carry adequate stocks of service parts, but GM Holden Ltd doesn't make any promise other than that contained in the New Vehicle Warranty given by GM Holden Ltd that such parts or service facilities will be available at any specific location or at any particular time. Express warranties offered for Holden products are subject to the conditions set out in all vehicle handbooks. Details also available from GM Holden Ltd on request. Copyright GM Holden Ltd. October 2014 TANK 10681 AD13409

holden.com.au

